

NEW!

SOUND[®] 2nd EDITION

INNOVATIONS

Available for **CONCERT BAND**
or **STRING ORCHESTRA**

The Method Built for Today's Students. And Tomorrow's.

BOOK 1, 2ND EDITION
AVAILABLE IN ENGLISH & SPANISH



alfred.com/si-2nd

Introducing Sound Innovations, Book 1, 2nd Edition

Available for Concert Band and String Orchestra

By Robert Sheldon, Bob Phillips, Peter Boonshaft,
and Dave Black

Sound Innovations was written with a passion for education and a deep belief in the importance of music for people of all ages, backgrounds, and ability levels. This updated edition, in both English and Spanish, enhances the solid pedagogy with modernized, engaging tunes that students will love to play.

The uncluttered page layouts, logical progression of skills, consistent reinforcement of new concepts, and innovative practice and teaching resources of *Sound Innovations* will help your students learn quickly and effectively.

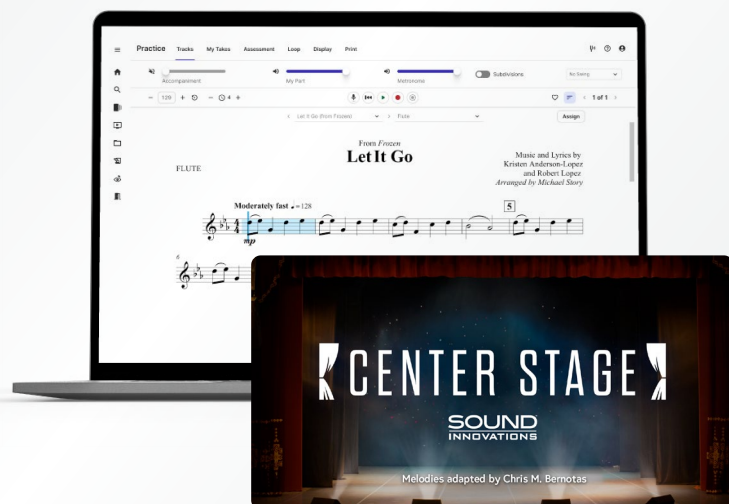
2nd Edition Updates:

- ▶ New, updated song selection
- ▶ Compatible with Book 1, First Edition
- ▶ Exclusive correlated popular music
- ▶ Available in English and Spanish

Engage Your Students with Center Stage in

Designed to motivate and inspire, *Sound Innovations Center Stage* features correlated solos, edited and adapted by Chris M. Bernotas, from today's biggest movies, soundtracks, and pop hits using incredible backing tracks. These printable solos will be perfect for playing unison melodies in your ensemble, helping to strengthen their understanding of tone, rhythm, dynamics, and more, while being excited to play well-known tunes.

While the standard exercises within Book 1 are completely free in MakeMusic Cloud, these exclusive pieces are only available with a subscription.



Additional MakeMusic Cloud Resources

Give Your Ensemble Superpowers with *SI Extras*

Sound Innovations, Book 1 exercises feature correlated exercises with thrilling soundtrack accompaniments from their favorite DC superhero movies and TV shows including *Batman, Superman, Shazam!, Wonder Woman, Zack Snyder's Justice League*, and more! These are available exclusively in MakeMusic Cloud with a paid subscription.

Your students will have so much fun, they won't even realize that they're practicing!

FLUTE

SOUND INNOVATIONS EXTRAS
JUSTICE SOCIETY THEME
(from BLACK ADAM)

Supplement to SWEETLY SINGS THE DONKEY by LORNE BALFE



Scan to see SI Extras in action!

alfred.com/SI-Extras-Video

Introducing Dori: Your Students' Practice Partner

Sound Innovations is even better with Dori, your students' friendly practice companion in MakeMusic Cloud. Dori celebrates their milestones, helps set practice goals, and keeps track of weekly practice streaks. Students can level up Dori by practicing, unlocking new color scheme customizations.

Using the *Sound Innovations* and Dori, students will be engaged and excited as they learn each new note and song.



Customize Dori

Hi, I'm Dorian! You can call me Dori for short.

I eat music notes. Practice to power me up!



0/5 mins

Power me up!



Good job, you've completed today's Power Up!

Keep practicing to level up Dori.

Close



If you don't currently have a
MakeMusic Cloud subscription, visit
makemusic.com/SI
to sign up for a free trial!

Spanish Translation

To support today's diverse classrooms, a fully-compatible Spanish translation is now available, making it easier than ever for Spanish-speaking bilingual learners to thrive.

Nivel 2: Fundamentos del sonido

BUENA SENTA NOTA — Escuchemos lo nuevo nos. A Sol.

RETRILLITA LIBRO DE ESTÁ?! — Busca otro conocido melódico cuando tu nuevo nos.

UNA CAMINATA POR EL PARQUE — Escucha esta pieza que está en tiempo común y fíjate en las fermatas. Cuenta, aplauda y canta antes de tocar.

¿ME PUEDES Oír AHORA? — ¡Toma tus manos dirigiendo la banda!

EL VIEJO Y ALABRÓN SAN NICOLÁS — Aquí viene unidos que así lo nuevo nos.

Nueva indicación de compás (metrónica) Después de 4/4

RITMOS EN 4/4 — Ajustado el ritmo métrico cuando los tiempos en un año.

DOY Y CUATRO EN EL T

LONDON BRIDGE QUE

EL TÍO MAC EN DOS DE

Sosteniendo el instrumento y Primeros sonidos

CÓMO SOSTENER EL INSTRUMENTO
Escucha atentamente mientras tu maestro/a te explica cómo sostener el instrumento. Usando una buena postura, ya sea sentadito/a de pie, asegúrate sostener el instrumento correctamente al practicar cada día.

SOSTENIENDO EL INSTRUMENTO SOBRE EL HOMBRO
1. Sujeta el cuerdas sobre tu cabeza con la voluta a tu izquierda.
2. Baja el violín a tu hombro izquierdo y sujeta la muñequera bajo tu barbilla. Mantén el cuerdas revelado con el brazo.

WILLOW FLOWER (FLOR SILVESTRE DEL BOSQUE) — Asegúrate de tocar las cuerdas de repetición en la segunda línea.

SOSTENIENDO EL VIOLÍN EN POSICIÓN DE GUITARRA
1. Gira el cuerdas a tu alrededor, con la voluta a tu izquierda y la altura de tus hombros. La cuerda más cercana a tu cara es G (Sol).
2. Coloca el pie derecho de tu mano derecha debajo del diapasón y sujeta sobre la cuerda G (Sol). De arriba hacia abajo, el orden de las cuerdas será G, D, A y E (Sol, Re, La, Mi).
3. Pulsa cada cuerda con el pulgar derecho de acuerdo a como lo indique tu maestro/a. Pulsa o pellizca las cuerdas también se conoce como pizzicato (pizz).

FIDOLE EN FURIO — ¡Vivien y vuelve prestes atención a las rítmicas de segundo dedo bajo (2) Bajá en la cuerda A y segundo dedo alto en la cuerda D. Tocar con vibrato bajo 2 en la cuerda A y 3 en la cuerda D. Los dedos 1-2-3 en la segunda posición en la cuerda G.

Compatibility with Sound Innovations First Edition

With the 2nd Edition books' revised song listing, we've made it easy to have a mixture of First Edition and 2nd Edition books in your classroom.

Access PDFs of the songs in three easy steps:

- ▶ Step 1: Go to alfred.com/SI-2nd
- ▶ Step 2: Navigate to the section for downloadable PDFs
- ▶ Step 3: Download instrument parts you need & select print

Students can also access PDFs and accompaniment tracks of the new songs when they go to practice on SI Online.

"I just transitioned to Sound Innovations this year. The difference between my new 4th grade students and the learning that last year's new students did is night and day. The year's kids are advancing so much more quickly. I highly recommend SI for strings."

Amey Best
Southeastern School District, Fawn Grove, PA

Updated Song Selection

This updated edition features modernized, engaging tunes that students will love to play. These songs will be updated on our SI Online platform, as well as MakeMusic Cloud in time for the 2026 school year.

MAJOR LEAGUE (TAKE ME OUT TO THE BALLGAME)—This is in a major key. How does this make you feel? Notice the two pickup notes.

Lively
mf

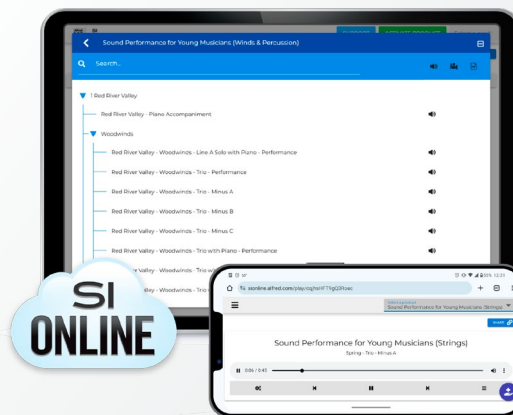
SCOTTISH FOLK SONG—Play the staccatos, tenuto, and accents where marked. How many beats are in the pickup and the last bar?

Moderato
Scottish Folk Song

Free & Exclusive Content on SI Online

Every book includes free access to **SI Online**, a robust platform for supplemental worksheets, practice tracks, duets, alternate tunes, extra full concert band pieces, instrument-specific instructional videos, and more—all available with no login required.

The PDFs include music theory, history, scale exercises, chorales, rhythm pages, and more for in-class or home reinforcement and differentiation.



SI ONLINE

Level 3 Sound Technique

TECHNIQUE LINE 1

TECHNIQUE LINE 2

SI ONLINE

Level 4 Innovative Theory/Composition/Improvisation

MUSIC THEORY

CHORDS—Chords built on the 1st, 4th, or 5th note of the scale are called major chords. Chord symbols for major chords are capital letters that look like this: **G**. Spell each chord and write in the note names.

CHORDS—Chords built on the 2nd, 3rd, or 6th note of the scale are called minor chords. Chord symbols for minor chords are capital letters followed by a small m that look like this: **Am**. Spell each chord and write in the note names.

SOUND[®] INNOVATIONS

**THE METHOD BUILT FOR TODAY'S STUDENTS.
AND TOMORROW'S.**



Sound Innovations was written to help instrumental music students of all levels—from beginners to advanced—succeed in music. Available for concert band, string and full orchestra, guitar, percussion, and student leadership. The uncluttered page layouts, logical progression of skills, consistent reinforcement of new concepts, and innovative practice and teaching resources make this a unique and engaging teaching method for all levels.

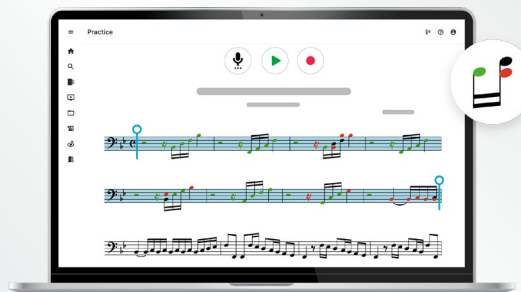
Using pedagogy that follows state and national standards, *Sound Innovations* is THE top choice for classrooms and ensembles everywhere.



Engaging Practice Tools with SI Online

Every book includes free access to SI Online, a robust platform for supplemental worksheets, practice tracks, duets, alternate tunes, full concert band pieces, instrument-specific instructional videos, and more—available with no login required.

These resources support students from their very first notes to their final solo while giving you the flexibility to tailor pacing and instruction to meet the unique needs of your ensemble.



The Ultimate Teaching Partner and Practice Companion

The most trusted music education platform MakeMusic Cloud unlocks a world of musical possibilities, including:

- ▶ Engaging, high-quality accompaniments to over 10,000 titles
- ▶ Real-time red/green note assessment feedback
- ▶ Effortless classroom management and intuitive grading tools



Alfred Music

alfred.com/si-2nd

#107411