





Crescendo and Diminuendo



Identification of patterns

		
C POSITION or G POSITION <i>(circle one)</i>	MIDDLE C POSITION or C POSITION <i>(circle one)</i>	MIDDLE C POSITION or C POSITION <i>(circle one)</i>

- 1 Circle the name of each position.
- 2 Draw a line to connect each position that gets gradually louder to the book with the *crescendo* sign.
- 3 Draw a line to connect each position that gets gradually softer to the book with the *diminuendo* sign.

Sight-Play

The music friends want you to try this funny trick.

Move to a new LH position during the rest.

Play and count.



Moving to a new keyboard location

Move

Count: 1 1 1 1 1 - 2 rest - 2

1 - 2 - 3 - 4