

Comparison of Other Methods to **Premier Piano Course**

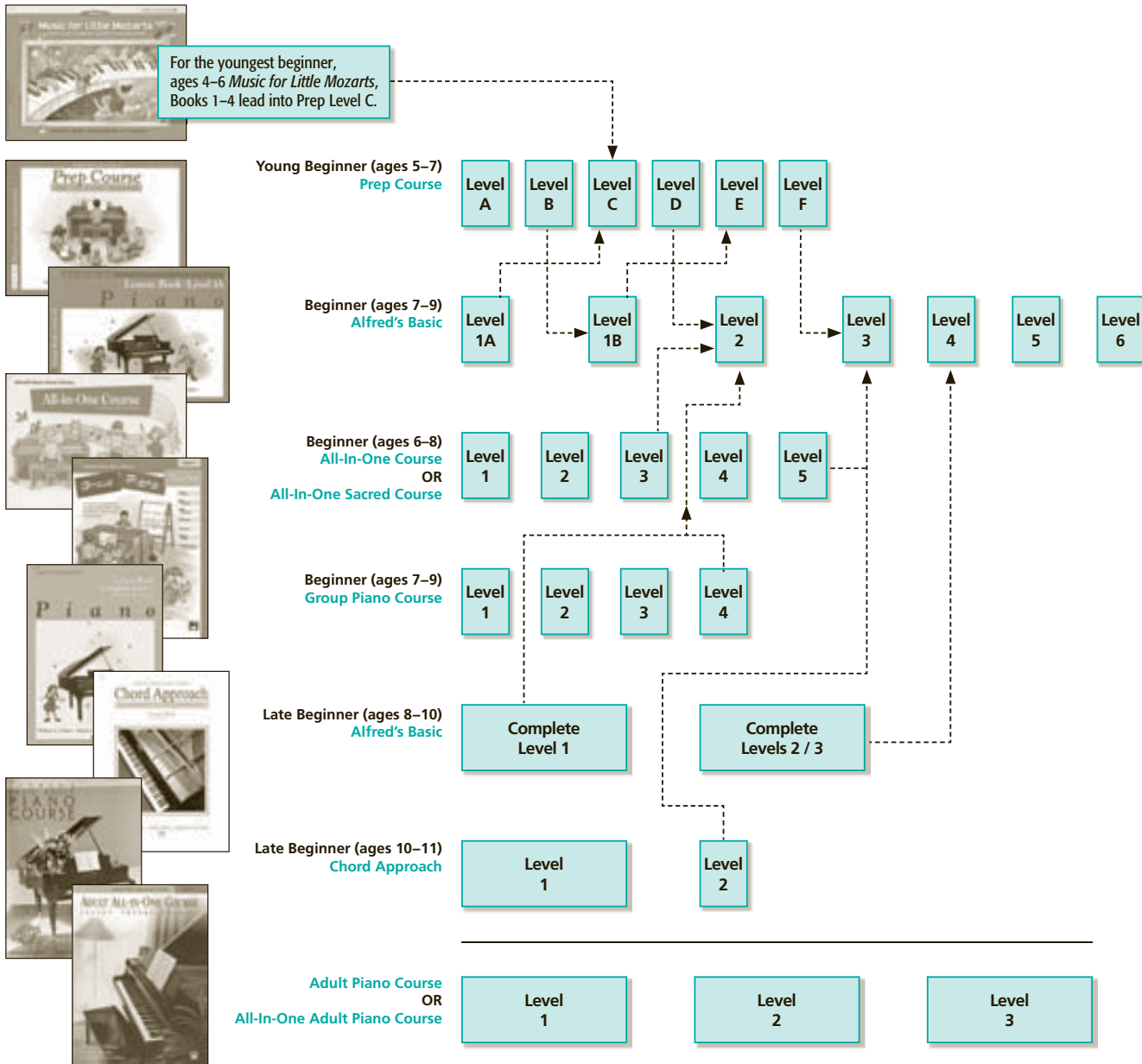
A student who completes Alfred's Basic Piano Level	→	would begin Premier Piano Course Level
1A		1B
1B		2B
2		3
3		4
4		6
5		would not go to Premier
6		would not go to Premier
A student who completes Bastien Piano Basics Level	→	would begin Premier Piano Course Level
Primer		1B
1		2B
2		3
3		4
4		5
A student who completes Hal Leonard Piano Book	→	would begin Premier Piano Course Level
1		1B
2		2A
3		3
4		4
5		6
A student who completes Piano Adventures Level	→	would begin Premier Piano Course Level
Primer		1B
1		2A
2A		2B
2B		3
3A		4
3B		5
4		6
5		would not go to Premier
A student who completes The Music Tree	→	would begin Premier Piano Course Level
Time to Begin		1A, p. 36
Part 1		2A
Part 2A		2B
Part 2B		3
Part 3		4
Part 4		6

Royal Conservatory correlation with Premier Piano Course*	
Prep A	Premier 1B–2A
Prep B	Premier 2A–2B
Grade 1	Premier 3–4
Grade 2	Premier 5
Grade 3	Premier 6

*This chart shows the similarity between levels, not the progression from one to another.

Alfred's Basic Piano Library provides a perfect fit for any student.











Alfred's Basic Piano Library provides the teacher with flexibility to personally design a curriculum for any student based on their age and learning pace. The series allows the student to switch courses at convenient junctures in the method without missing any important musical concepts.



ALFRED PIANO LEVELING AND METHOD CORRELATION

Skill Level	Pop Level	Alfred's Basic Prep Course	Alfred's Basic Piano Library	Alfred's Premier Piano Course
Early Elementary (EE)	FF=Five-Finger (EE/E)	Levels A and B	Level 1A	Level 1A
Elementary (E)		Levels C and D	Level 1B	Level 1B
Late Elementary (LE)	BN=Big Note (LE/EI)	Levels E and F	Level 2	Levels 2A and 2B
Early Intermediate (EI)			Level 3	Level 3
Intermediate (I)	EP=Easy Piano (I/LI)		Levels 4 and 5	Levels 4 and 5 (future book)
Late Intermediate (LI)			Levels 5 and 6	Level 6 (future book)

Note Value Chart

Symbol	English	American	Sound Duration*	Symbol	English	American	Silence Duration*
	Semibreve	Whole Note	4 Counts		Semibreve Rest	Whole Rest	4 Counts
	Minim	Half Note	2 Counts		Minim Rest	Half Rest	2 Counts
	Crotchet	Quarter Note	1 Count		Crotchet Rest	Quarter Rest	1 Count
	Quaver	Eighth Note	1/2 Count		Quaver Rest	Eighth Rest	1/2 Count
	Semiquaver	Sixteenth Note	1/4 Count		Semiquaver Rest	Sixteenth Rest	1/4 Count

* When used in $\frac{4}{4}$, $\frac{3}{4}$ and $\frac{2}{4}$ meter.



Alfred Premier Correlation with Piano Maestro Journey

Alfred Lesson Book 1A

Journey Songs

Reading Middle C	Pg. 34	Rocking - Chapter 1 Vivaldi's Spring - Chapter 1 The Great Quest - Chapter 1
Treble D and E	pg. 48	Silent Night - Chapter 2 Star-Spangled Banner - Chapter 2 Hava Nagila Simplified - Chapter 2 The Blue Danube - Chapter 2 3 Finger Warm-up - Chapter 3 Hot Cross Buns - Chapter 3 Mary Had a Little Lamb - Chapter 3
RH C position	pg. 50	5 Finger Warm-up RH - Chapter 11 Just a Question - Chapter 11
Ode to Joy	Pg. 51	Ode to Joy - Chapter 15 (with 8th notes)
LH middle C-B-A	pg. 53	Sunny Day - Chapter 5 Mirror Challenge 1 - Chapter 5 William Tell Theme Simplified - Chapter 5 Minor Dreams - Chapter 9 Around Middle C - Chapter 9 Around Middle C Challenge 3 - Chapter 17
LH Middle C position	pg. 54	Walking Down the Road - Chapter 5 Beethoven 5th Symphony - Chapter 5 Apologize Simple Accompaniment - Chapter 6 Festival in Town - Chapter 6 Kiss You Bass Line - Chapter 6 Glad You Came - Chapter 6 Let's Party - Chapter 6 4 Finger Warm-up Left Hand - Chapter 7 Twinkle Twinkle - Chapter 8 Coordination Challenge 1 - Chapter 17 Around Middle C Challenge 4 - Chapter 22 Coordination Challenge 2 - Chapter 22 Lemonade Stand - Chapter 22
Skips	pg. 56	The Cookie Jar - Chapter 4 Bridal Chorus - Chapter 4 Aida Theme - Chapter 4 Ai Se Eu Te Pego (Nossa) - Chapter 7 Country Walk - Left Hand - Chapter 7 Oh Yeah! Left Hand - Chapter 8 Greensleeves-Simplified - Chapter 8 4 Finger Twister, Left Hand - Chapter 8 Fur Elise Simplified Funky - Chapter 8 Alla Turca (Turkish March) - Chapter 9 Gangnam Style - Chapter 9 Lightly Row, RH - Chapter 12 Spanish Lullaby - Chapter 17 Around Middle C Mirror Challenge 5 fingers - Chapter 22

Alfred Premier Correlation with Piano Maestro Journey

Alfred Lesson Book 1B

Journey Songs

4th pg. 30	<p>Waka Waka (This Time for Africa) - Chapter 7 Old McDonald - Chapter 10 London Bridge - Right Hand - Chapter 11 5 Finger Twister RH - Chapter 12 Yankee Doodle - Chapter 13 Bingo Was His Name-o - Chapter 13 Birthday Song - Chapter 14 We 3 Kings of Orient Are - Chapter 17 Aida Theme - Chapter 19</p>
5th pg. 32	<p>Warm Up - New Note: F3 - Chapter 18 Roar Simplified - Chapter 19 Frere Jacques - Chapter 24 London Bridge - Chapter 25 Froggies - Chapter 26 Lightly Row Both Hands - Chapter 26 5 Finger Warm Up - both hands parallel - Chapter 26</p>
Sharps pg. 35	<p>Forrest Gump - Chapter 31 Major Scale Intro - Chapter 31 Greensleeves both hands - Chapter 36</p>
Flats pg. 43	<p>Warm Up - Introducing B Flat - Chapter 27 Major Scale - Intro - Chapter 27</p>

Alfred Lesson Book 2A

Journey Songs

8th notes pg. 20	<p>Quarters, 8th Notes and Rests - Chapter 14 Angry Birds Theme - Chapter 14 We Wish You a Merry Christmas - Chapter 15 Amazing Grace - Chapter 16 Do-Re-Mi Simplified - Chapter 18 The Water is Wide - Chapter 18 Just the Way You Are - Chapter 19 Musette - Chapter 26 We Are Never Getting Back Together - Chapter 32 Spring is Coming - Chapter 32 Morning Mood - Chapter 35</p>
6th pg. 42	<p>Autumn Leaves - Chapter 36</p>

Alfred Premier Correlation with Piano Maestro Journey

Alfred Lesson Book 2B

Journey Songs

Octave	pg. 24	Menuet in G - First Part - Chapter 37
C scale	pg. 30	Warm Up - C Major Scale RH - Chapter 29 Wedding March RH - Chapter 29 Warm Up - C Major Scale LH - Chapter 30
G major key	pg. 36	Warm Up - F Sharp - Chapter 31 3 Blind Mice - Chapter 31
Single 8th note	pg. 40	Love Story - Chapter 16 Falling in Love - Chapter 19 Land of the Silver Birch - Chapter 23
Dotted quarter	pg. 42	Jingle Bells - Slow - Chapter 12 When the Saints RH - Chapter 12 Alouette - Chapter 13 Ode to Joy - Chapter 15 Beauty and a Beat - Chapter 16 Warm Up Dotted Quarters - Chapter 20 Bridal Chorus RH - Chapter 20 New World Symphony RH - Chapter 20 Sonata 11 Theme - Chapter 21 La Cucaracha - Chapter 21 Jingle Bells - Both Hands - Chapter 25 When the Saints - both hands - Chapter 25 Red River Valley - Chapter 27 Joy to the World - Chapter 30 Frosty the Snowman - Chapter 33 Auld Lang Syne - Chapter 33 Lullaby - Chapter 34 Imagine - Chapter 34 New World Symphony both hands - Chapter 35 Wedding March both hands - Chapter 35 Joy To the World both hands - Chapter 35 Auld Lang Syne both hands - Chapter 36 Swan Lake - Chapter 37 Do-Re-Mi - Chapter 37

Alfred Lesson Book 3

Journey Songs

Syncopation	pg. 13	Make You Feel My Love - Chapter 23 You Belong with Me, Melody Line - Chapter 33 Waka Waka (This Time for Africa) - Chapter 36
F Major Scale	pg. 20	Warm Up Shifting from C to F position RH - Chapter 29 Warm Up Shifting from C to F position LH - Chapter 30
F Key Signature	pg. 21	Warm Up - Syncopation - Chapter 23 The F Position - Chapter 28 What Makes You Beautiful - Chapter 28 Don't Stop Believin' - Chapter 28 Love Me Tender - Chapter 29